

**Underprivileged Children's Educational Programs
(UCEP) Nepal**

Sanothimi, Bhaktapur, Nepal

Audited Financial Statements

F/Y: 2076-77 (2019-20)

December 2020

INDEPENDENT AUDITOR'S REPORT

To,
The Member,
Underprivileged Children's Education Program (UCEP, Nepal)

Opinion

We have audited the financial statement of '**Underprivileged Children's Education Program (UCEP), Nepal**' (The Entity), which comprise the Statement of Financial Position at 31 Ashad 2077 (15 July 2020), Statement of Income & Expenditure and Fund Accountability Statement and Notes to the Financial Statements.

In our opinion, except for the effects of matter described in the Basis of Qualified Opinion section of our report, the accompanying financial statements give true and fair view of the financial position of UCEP Nepal as at 31 Ashad 2077 (15 July 2020), and its financial performance for the year then ended in accordance with Generally Accepted Accounting Principles.

Basis for Opinion

- The entity has not reconciled the physical balances of Fixed Assets with that of its books of account
- Sufficient & appropriate evidence were not available for confirming the existence of liability amounting to NPR 51,21,957.58.
- Sufficient & appropriate evidence were not available for confirming the existence and recoverability of receivables amounting to NPR 1,614,703.19.
- Old unreconciled items in Bank Reconciliation Statements of which existence could not be confirmed (Net amount pending cheque issued but not presented -NPR 238,261.64)
- Existence of old unreconciled balances with project accounts (net unreconciled payable to other projects in UCEP amounting to NPR 455,395.00)

We conducted our audit in accordance with Nepal Standard on Auditing (NSAs). Our responsibilities under those standards are further described in the *Auditor's responsibilities for the Audit of the Financial Statements* section of our report. We are independent of the entity in accordance with the ICAN's *Handbook of Code of Ethics for Professional Accountants* together with the ethical requirements that are relevant to our audit of financial statements in [jurisdiction], and we have fulfilled our other ethical responsibilities in accordance with these requirements and the ICAN's *Handbook of the Code of Ethics for Professional Accountants*. We believe that the audit evidence we have obtained is sufficient and appropriate to provide a basis for our opinion.



Other Matter

We draw your attention to audit findings, as included in the 'Management Letter' section of our report which identify internal control weaknesses and audit recommendations to address them, which we came across during the course of our audit. Our opinion is not modified in respect of this matter.

Responsibilities of Management and Those Charged with Governance for the Financial Statement

Management is responsible for the preparation and fair presentation of the financial statements in accordance with Generally Accepted Accounting Principles, and for such internal control as management determines is necessary to enable the preparation of financial statements that are free from material misstatement, whether due to fraud or error.

In preparing the financial statements, management is responsible for assessing the entity's ability to continue as a going concern, disclosing as applicable, matters related to going concern and using the going concern basis of accounting unless management either intends to liquidate the entity or to cease operations, or has no realistic alternative but to do so.

Those charged with governance are responsible for overseeing the entity's financial reporting process.

Auditor's Responsibilities for the audit of the financial statements

Our objectives are to obtain reasonable assurance about whether the financials statement as a whole are free from material misstatement, whether due to fraud or error, and to issue an auditor's report that includes our opinion. Reasonable assurance is a high level of assurance, but is not a guarantee that an audit conducted in accordance with NSAs will always detect a material misstatement when it exists. Misstatement can arise from fraud or error and are considered material if, individually or in aggregate, they could reasonably be expected to influence the economic decisions of users taken on the basis of these financial statements.

As part of an audit in accordance with NSAs, we exercise professional judgment and maintain professional scepticism throughout the audit. We also:

- Identify and assess the risks of material misstatement of the financial statements, whether due to fraud or error, design and perform audit procedures responsive to those risks, and obtain audit evidence that is sufficient and appropriate to provide a basis for our opinion. The risk of not detecting a material misstatement resulting from fraud is higher than for one resulting from error, as fraud may involve collusion, forgery, intentional omissions, misrepresentations, or the override of internal control.
- Obtain an understanding of internal financial controls relevant to the audit in order to design audit procedures that are appropriate in the circumstances, but not for the purpose of expressing an opinion on the effectiveness of the entity's internal control.
- Evaluate the appropriateness of accounting policies used and the reasonableness of accounting estimates and related disclosures made by management.



KUBER & Co.

Chartered Accountants

- Conclude on the appropriateness of management's use of the going concern basis of accounting and, based on the audit evidence obtained, whether a material uncertainty exists related to events or conditions that may cast significant doubt on the entity's ability to continue as a going concern. If we conclude that a material uncertainty exists, we are required to draw attention in our auditor's report to the related disclosures in the financial statements or, if such disclosures are inadequate, to modify our opinion. Our conclusions are based on the audit evidence obtained up to the date of our auditor's report. However, future events or conditions may cause the entity to cease to continue as a going concern.

We communicate with those charged with governance regarding, among other matters, the plans, scope and timing of the audit and significant audit findings including any significant deficiencies in internal control that we identified during our audit.



CA. Anil Joshi
Partner



Place: Kathmandu

Date: 23 December 2020

UDIN: 201223CA00367147mR

Underprivileged Children's Educational Programs (UCEP) Nepal
Sanothimi, Bhaktapur

Statement of Financial Position
As on 31 Ashadh 2077

Figures in NPR.

| Particular | Schedule | Current Year | Previous Year |
|---|----------|-------------------|-------------------|
| Capital Fund & Liabilities | | | |
| Capital Asset Fund | 1 | 34,743,353 | 27,096,697 |
| Restricted Fund | 2.1 | 5,259,265 | 5,586,156 |
| Unrestricted Fund | 2.2 | (6,944,210) | (5,973,384) |
| Other Funds | 3 | 1,308,795 | 1,308,795 |
| Total Liabilities & Fund Balance | | 34,367,203 | 28,018,264 |
| Fixed Assets | | 34,743,353 | 27,096,697 |
| Freehold Assets-net | 4 | 10,227,290 | 9,941,803 |
| Loaned Assets-net | 5 | 24,516,063 | 17,154,894 |
| Current Assets | | 26,257,353 | 35,180,590 |
| Accounts Receivable | 6 | 15,552,189 | 15,490,074 |
| Bank Balances | 7 | 10,532,564 | 19,517,916 |
| Security Deposit | 8 | 172,600 | 172,600 |
| Current Liabilities : | | 26,633,503 | 34,259,023 |
| Gratuity and Provident Fund Payable | 9 | 2,043,201 | 7,267,304 |
| Accounts Payable | 10 | 22,978,092 | 25,433,496 |
| Bank Overdraft | 11 | 1,500,000 | 1,496,012 |
| Deposits | 12 | 112,210 | 62,210 |
| Net Current Assets | | (376,150) | 921,567 |
| Total Assets | | 34,367,203 | 28,018,264 |

Schedules form an integral part of financial statemens

As per our
report on even
date


Upendra Keshari Neupane
Chairman

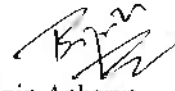

Ajay Singh Karki
General Secretary


CA. Anil Joshi
Partner
Kuber & Co.,
Chartered Accountants




Krishneswori Hada
Treasurer


Anuj Srivastav
Finance Controller


Bipin Acharya
Executive Director

Date: 23 Dec 2020
Place: Kathmandu

Underprivileged Children's Educational Programs (UCEP) Nepal
Sanothimi, Bhaktapur
Statement of Income & Expenditure
For the period 1st Sharwan 2076 to 31st Ashadh 2077

Figures in NPR.


| Particulars | Schedule | Current Year | Previous Year |
|---|----------|-------------------|-------------------|
| Income | | | |
| Income recognized from grant received | 2.1 | 34,927,756 | 57,314,735 |
| Fund transferred from Unrestricted fund | 2.2 | 22,731,424 | 28,162,683 |
| Total | | 57,659,180 | 85,477,417 |
| Expenditure | | | |
| UCEP Nepal - Central Office | 13 | 22,731,424 | 28,162,683 |
| UCEP Nepal - BaI Sudhar Griha | 14 | 26,952,106 | 21,564,025 |
| UCEP Nepal - OTC Project | 15 | 4,769,655 | 5,939,798 |
| UCEP Nepal - iLEAD Project | 16 | - | 418,997 |
| UCEP Nepal - FCA/ STEP Project | 17 | - | 12,569,614 |
| UCEP Nepal - YEP Project 2020/2018 | 18 | 518,332 | 43,186 |
| UCEP Nepal - YEP Project 2019 | 19 | 86,235 | 3,101,006 |
| UCEP Nepal - EF_RSP | 20 | - | - |
| UCEP Nepal - UNICEF | 22 | - | 2,440,941 |
| UCEP Nepal - YWEP Plan | 23 | 22,617 | 4,408,823 |
| UCEP Nepal - ILO | 24 | 223,250 | 4,598,669 |
| UCEP Nepal - SWISS/ SSRP Project | 21 | - | 433,086 |
| UCEP Nepal - FCA/ ACT Project | 25 | - | - |
| UCEP Nepal - BRAC | 26 | 2,355,562 | 1,796,590 |
| Total | | 57,659,180 | 85,477,417 |


Schedules form an integral part of financial statements


As per our report on even date


Upendra Keshari Neupane
Chairman


Anuj Singh Karki
General Secretary


CA. Anil Joshi
Partner
Kuber & Co.,
Chartered Accountants




Krishneswori Hada
Treasurer


Anuj Srivastav
Finance Controller


Bipin Acharya
Executive Director

Date: 23 Dec 2020

Place: Kathmandu

Underprivileged Children's Educational Programs (UCEP) Nepal
Sanothimi, Bhaktapur

Consolidated Fund Accountability Statement
For the period 1st Sharwan 2076 to 31st Ashadh 2077

Figures in NPR.

| Particulars | Schedule | Current Year | Previous Year |
|-------------------------------------|----------|-------------------|-------------------|
| Cash & Bank | | 19,517,916 | 23,803,483 |
| Receivables | | 15,490,074 | 12,165,833 |
| Security Deposit | | 172,600 | 172,600 |
| Bank Overdraft | | (1,496,012) | (1,171,363) |
| Payable | | (25,433,496) | (20,302,334) |
| P.F. Fund | | (832,789) | (118,641) |
| Student Deposit | | (62,210) | (62,210) |
| Temple Fund | | (101,685) | (101,685) |
| Gratuity Fund | | (6,434,515) | (7,233,088) |
| Award Fund | | (390,831) | (390,831) |
| Friends of UCEP Fund | | (102,465) | (102,465) |
| ACPE In-Service Award Prize | | (50,000) | (50,000) |
| Relief Fund | | (663,814) | (663,814) |
| Opening Fund Balance | | (387,228) | 5,945,486 |
| Prior Period Adjustment | | | 1,063,922 |
| Fund Receipt During the Year | | | |
| UCEP Nepal - Central | 13 | 23,092,309 | 23,690,985 |
| UCEP Nepal - Bal Sudhar Griha | 14 | 34,698,890 | 26,586,036 |
| UCEP Nepal - OTC | 15 | 4,467,200 | 8,036,500 |
| UCEP Nepal - iLead | 16 | - | 421,797 |
| UCEP Nepal - FCA_STEP | 17 | - | 11,539,703 |
| UCEP Nepal - YEP 2020/2018 | 18 | 807,664 | 362,875 |
| UCEP Nepal - YEP 2019 | 19 | 110,962 | 2,172,547 |
| UCEP Nepal - EF_RSP | 20 | 7,087 | - |
| UCEP Nepal - SWISS_SSRP | 21 | - | 8,458 |
| UCEP Nepal - Unicef | 22 | - | 1,255,000 |
| UCEP Nepal - YWEP Plan | 23 | 255,337 | 3,410,353 |
| UCEP Nepal - ILO | 24 | 2,219,700 | 1,578,596 |
| UCEP Nepal - FCA_ACT | 25 | - | 171 |
| UCEP Nepal - BRAC | 26 | 576,772 | 3,593,675 |
| Total (A) | | 65,848,694 | 89,666,104 |
| Expenditures | | | |
| Adminstration Expenses | | | |
| Accidental Insurance | | 90,379 | 102,903 |
| Advertisement | | 348,762 | 320,064 |
| Affiliation & Renewals | | 71,115 | 39,500 |
| Audit Fee | | 150,000 | 150,000 |
| Bank Charge | | 123,426 | 148,939 |
| Capacity Building of Staff | | 15,000 | 30,000 |
| CFS Expenses | | - | 73,800 |
| Communication | | 79,487 | 130,942 |
| Contribution to Local Patner | | 24,450 | - |
| Festival Celebration | | 224,373 | 232,151 |



[Handwritten signature]

[Handwritten signature]

[Handwritten signature]

[Handwritten signature]

Underprivileged Children's Educational Programs (UCEP) Nepal
Sanothimi, Bhaktapur

Consolidated Fund Accountability Statement
For the period 1st Sharwan 2076 to 31st Ashadh 2077

Figures in NPR.

| | | |
|------------------------------------|------------|------------|
| Fooding | 2,032,128 | 4,014,657 |
| Gratuity Expenses | - | 733 |
| Leave Encashment | 116,234 | - |
| Hostel Supplies | 136,574 | 79,765 |
| Internal Audit | - | 120,000 |
| Medicine | 40,732 | 640 |
| Misc. & Contingencies | 809,263 | 1,371,107 |
| News paper & Book | 14,350 | 25,700 |
| Office Expenses | 23,057 | 196,916 |
| Printing & Stationary/ Publication | 260,750 | 227,908 |
| Monitoring & Evaluation | 42,617 | - |
| Management Cost | 361,200 | 115,500 |
| Meeting Expenses | 51,329 | 97,347 |
| Publication (Newsletter) | - | 133,136 |
| Repair & Maintenance | 275,591 | 684,032 |
| Training Material Cost | 1,488,630 | 2,088,950 |
| Safety Materials for Training | 43,349 | 97,282 |
| Salary & Benefit | 11,463,291 | 12,541,487 |
| Sanitation & Personal Hygiene | 9,530 | 62,301 |
| Service Charge | 100,619 | 120,000 |
| Skill Test | 222,620 | 203,744 |
| Printing, Stationary & Publication | - | 206,437 |
| TEA/Coffee/Snacks for Guest | 350,686 | 51,693 |
| Hospitality Expenses | 52,499 | 46,697 |
| Token Of Love | 29,820 | 71,950 |
| Training Venue Rent | 12,500 | - |
| Fuel & Transportation | 147,293 | 617,741 |
| Uniform & Dress | - | 48,300 |
| Vehicle Renew Cost | 9,482 | 5,540 |
| Office Utilities | 586,444 | 622,515 |
| Workshop and Interaction Program | - | 372,048 |
| Security Service | 845,000 | 105,933 |
| Street Children Program Expenses | 1,706,153 | 1,637,559 |
| Strategic Planning | 176,190 | - |
| FCA Re-construction Project Exp | - | 80,000 |
| ILO Bridge Project | - | 40,222 |
| KAA Pocket Money | 196,500 | 286,000 |
| SABAL Program Expenses | - | 17,000 |
| FCA STEP Training Expenses | - | 543,542 |



[Handwritten signature]

[Handwritten signature]

[Handwritten signature]

[Handwritten signature]

Underprivileged Children's Educational Programs (UCEP) Nepal
Sanohini, Bhaktapur

Consolidated Fund Accountability Statement
For the period 1st Sharwan 2076 to 31st Ashadh 2077

Figures in NPR.

| | | | |
|---|----|--------------------|-------------------|
| UCEP Nepal - Bal Sudhar Griha | 14 | 26,952,106 | 21,564,025 |
| UCEP Nepal - OTC Project | 15 | 4,769,655 | 5,939,798 |
| UCEP Nepal - iLEAD Project | 16 | - | 418,997 |
| UCEP Nepal - FCA/ STEP Project | 17 | - | 12,569,614 |
| UCEP Nepal - YEP Project 2020/2018 | 18 | 518,332 | 43,186 |
| UCEP Nepal - YEP Project 2019 | 19 | 86,235 | 3,101,006 |
| UCEP Nepal - SWISS/ SSRP Project | 21 | - | 433,086 |
| UCEP Nepal - UNICEF | 22 | - | 2,440,941 |
| UCEP Nepal - YWEP Plan | 23 | 22,617 | 4,408,823 |
| UCEP Nepal - ILO | 24 | 223,250 | 4,598,669 |
| UCEP Nepal - BRAC | 26 | 2,355,562 | 1,796,590 |
| Non Expendable Items | | 9,874,459 | 4,575,915 |
| Total Expenditure (B) | | 67,533,638 | 90,053,332 |
| Balance (A-B) | | (1,684,944) | (387,228) |
| Balance represented by: | | (1,684,945) | (387,228) |
| Cash & Bank | 7 | 10,532,564 | 19,517,916 |
| Receivables | 6 | 15,552,189 | 15,490,074 |
| Security Deposit | 8 | 172,600 | 172,600 |
| Bank Overdraft | 11 | (1,500,000) | (1,496,012) |
| Payable | 10 | (22,978,092) | (25,433,496) |
| P.F. Fund | 9 | (1,535,168) | (832,789) |
| Student Deposit | 12 | (112,210) | (62,210) |
| Temple Fund | 13 | (101,685) | (101,685) |
| Gratuity & Leave Fund | 9 | (508,033) | (6,434,515) |
| Award Fund | 13 | (390,831) | (390,831) |
| Friends of UCEP Fund | 13 | (102,465) | (102,465) |
| ACPE In-Service Award Prize | 13 | (50,000) | (50,000) |
| Relief Fund | 13 | (663,814) | (663,814) |

Schedules form an integral part of financial statements

As per our
report on even
date


Upendra Keshari Neupane
Chairman



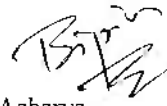

Ajay Singh Marki
General Secretary


CA. Anil Joshi
Partner
Kuber & Co.,
Chartered Accountants




Krishneswori Hada
Treasurer


Anuj Srivastav
Finance Controller


Bipin Acharya
Executive Director

Date: 23 Dec 2020
Place: Kathmandu

Underprivileged Children's Educational Programs (UCEP) Nepal
Sanothimi, Bhaktapur

Schedule forming and integral parts of financial statements
For the period 1st Sharwan 2076 to 31st Ashadh 2077

Figures in NPR

| Capital Fund | | Schedule 1 | |
|--------------------------|-----------------|---------------------|----------------------|
| Particulars | Schedule | Current Year | Previous Year |
| Freehold Assets | | | |
| Opening Fund | 4 | 9,941,803 | 11,267,718 |
| Addition During the Year | 4 | 1,331,711 | 12,439 |
| Less: Depreciation | 4 | (1,046,223) | (1,338,354) |
| Closing Fund | Schedule | 10,227,290 | 9,941,803 |
| Loaned Assets | | | |
| Opening Fund | 5 | 17,154,894 | 13,881,627 |
| Addition During the Year | 5 | 8,542,748 | 4,563,476 |
| Less: Depreciation | 5 | (1,181,579) | (1,290,208) |
| Closing Fund | | 24,516,063 | 17,154,894 |
| Total | | 34,743,353 | 27,096,697 |

| Restricted Fund Account | | Schedule 2.1 | |
|---|-----------------|---------------------|----------------------|
| Particulars | Schedule | Current Year | Previous Year |
| Balance at the beginning of the year | | 5,586,156 | 7,807,100 |
| Funds Received During the Year | 2.3 | 43,143,612 | 58,965,711 |
| Less: | | | |
| Capital Expenditure transferred to Capital Fund | 5 | (8,542,748) | (4,563,476) |
| Amount Recognized as Income | 2 | (34,927,756) | (57,314,735) |
| Add: Adjustment for prior period | | - | 691,555 |
| Total | | 5,259,265 | 5,586,156 |

| Unrestricted Fund Account | | Schedule 2.2 | |
|---|-----------------|---------------------|----------------------|
| Particulars | Schedule | Current Year | Previous Year |
| Balance at the beginning of the year | | (5,973,384) | (2,179,064) |
| Funds Received During the Year | 2.3 | 23,092,309 | 23,690,985 |
| Less: | | | |
| Capital Expenditure transferred to Capital Fund | 4 | (1,331,711) | (12,439) |
| Amount Recognized as Income | 2 | (22,731,424) | (28,162,683) |
| Add: Adjustment for prior period | | - | 689,817 |
| Total | | (6,944,210) | (5,973,384) |



[Handwritten signatures]

[Handwritten signatures]



Underprivileged Children's Educational Programs (UCEP) Nepal
Sanothimi, Bhaktapur

Schedule forming and integral parts of financial statements
For the period 1st Sharwan 2076 to 31st Ashadh 2077

Figures in NPR

Funds Received During the Year **Schedule 2.3**

| Particulars | Schedule | Current Year | Previous Year |
|-------------------------------|----------|-------------------|-------------------|
| Restricted Fund | | | |
| UCEP Nepal - Bal Sudhar Griha | 14 | 34,698,890 | 26,586,036 |
| UCEP Nepal - OTC | 15 | 4,467,200 | 8,036,500 |
| UCEP Nepal - iLEAD | 16 | - | 421,797 |
| UCEP Nepal - FCA STEP | 17 | - | 11,539,703 |
| UCEP Nepal - Unicef | 22 | - | 1,255,000 |
| UCEP Nepal - YWEP Plan | 23 | 255,337 | 3,410,353 |
| UCEP Nepal - ILO | 24 | 2,219,700 | 1,578,596 |
| UCEP Nepal - YEP 2020/2018 | 18 | 807,664 | 362,875 |
| UCEP Nepal - YEP 2019 | 19 | 110,962 | 2,172,547 |
| UCEP Nepal - EF/ RSP | 20 | 7,087 | - |
| UCEP Nepal - SWISS/ SSRP | 21 | - | 8,458 |
| UCEP Nepal - FCA/ ACT | 25 | - | 171 |
| UCEP Nepal - BRAC | 26 | 576,772 | 3,593,675 |
| Total | | 43,143,612 | 58,965,711 |
| Unrestricted Fund | | | |
| Sponsorship Program | 13 | 4,587,782 | 4,915,701 |
| Package Program | 13 | 8,099,652 | 4,203,965 |
| Partnership Program | 13 | 935,000 | 120,000 |
| Training & Service Income | 13 | 6,712,650 | 11,650,889 |
| Interest Income | 13 | - | 97,101 |
| Other Income | 13 | 2,757,226 | 2,703,330 |
| Total | | 23,092,309 | 23,690,985 |
| Grand Total | | 66,235,921 | 82,656,696 |

Other Funds **Schedule 3**

| Particular | Schedule | Current Year | Previous Year |
|-----------------------------|----------|------------------|------------------|
| Temple Fund | 13 | 101,685 | 101,685 |
| Award Fund | 13 | 390,831 | 390,831 |
| Friends of UCEP Fund | 13 | 102,465 | 102,465 |
| ACPE In-Service Award Prize | 13 | 50,000 | 50,000 |
| Relief Fund | 13 | 663,814 | 663,814 |
| Total | | 1,308,795 | 1,308,795 |



(Handwritten signatures in blue ink)

(Handwritten signatures in black ink)



Underprivileged Children's Educational Programs (UCEP) Nepal
Sanothimi, Bhaktapur

Schedule forming and integral parts of financial statements
For the period 1st Sharwan 2076 to 31st Ashadh 2077

Schedule 2
Figures in NPR.

| Donor | Schedule | Bank | Security Deposit | Receivables | Payables | Current Year | Previous Year |
|-------------------------------|----------|-------------------|------------------|-------------------|---------------------|--------------------|--------------------|
| UCEP Nepal - Bal Sudhar Griha | 14 | 2,979,418 | 41,600 | 492,680 | (3,051,067) | 462,631 | 1,020,370 |
| UCEP Nepal - OTC | 15 | 781,056 | - | 6,940,620 | (3,297,180) | 4,424,496 | 4,965,175 |
| UCEP Nepal - iLEAD | 16 | 840 | - | 1,503 | (160,041) | (157,698) | (157,698) |
| UCEP Nepal - FCA_STEP | 17 | - | - | - | - | - | (1) |
| UCEP Nepal - YEP 2020 | 18 | 82,354 | - | 218,209 | (11,231) | 289,332 | (932,239) |
| UCEP Nepal - YEP 2019 | 19 | 119,778 | - | - | (1,955,748) | (1,835,970) | (928,459) |
| UCEP Nepal - EF_RSP | 20 | 178,734 | - | 1,699,576 | (1,013) | 1,877,297 | 1,870,210 |
| UCEP Nepal - SWISS_SSRP | 21 | - | - | 516,698 | (290,646) | 226,052 | 226,052 |
| UCEP Nepal - UNICEF | 22 | 359,793 | - | 64,055 | (295,729) | 128,119 | 128,119 |
| UCEP Nepal - YWEP Plan | 23 | 1,513 | - | - | (2,131) | (619) | (233,339) |
| UCEP Nepal - ILO | 24 | 1,998,400 | - | - | (1,950) | 1,996,450 | - |
| UCEP Nepal - FCA_ACT | 25 | 143,426 | - | 1,443,148 | (3,755,694) | (2,169,120) | (2,169,120) |
| UCEP Nepal - BRAC | 26 | 26,753 | - | - | (8,458) | 18,294 | 1,797,085 |
| Total | | 6,672,064 | 41,600 | 11,376,489 | (12,830,889) | 5,259,264 | 5,586,156 |
| 2. Unrestricted | | | | | | | |
| UCEP Nepal - Central | 13 | 3,860,500 | 131,000 | 4,175,700 | (15,111,409) | (6,944,209) | (5,973,384) |
| Total | | 3,860,500 | 131,000 | 4,175,700 | (15,111,409) | (6,944,209) | (5,973,384) |
| Grand Total | | 10,532,564 | 172,600 | 15,552,189 | (27,942,298) | (1,684,945) | (387,228) |

Programwise Expenditure Summary

| Donor | Schedule | Capital Expenditure | Revenue Expenditure | Total Expenditure |
|-------------------------------|----------|---------------------|---------------------|-------------------|
| UCEP Nepal - Bal Sudhar Griha | 14 | 8,304,523 | 26,952,106 | 35,256,629 |
| UCEP Nepal - OTC | 15 | 238,224 | 4,769,655 | 5,007,879 |
| UCEP Nepal - YEP 2020 | 18 | - | 518,332 | 518,332 |
| UCEP Nepal - YEP 2019 | 19 | - | 86,235 | 86,235 |
| UCEP Nepal - YWEP Plan | 23 | - | 22,617 | 22,617 |
| UCEP Nepal - ILO | 24 | - | 223,250 | 223,250 |
| UCEP Nepal - FCA_ACT | 25 | - | - | - |
| UCEP Nepal - BRAC | 26 | - | 2,355,562 | 2,355,562 |
| Total | | 8,542,748 | 34,927,756 | 43,470,504 |
| Unrestricted | | | | |
| UCEP Nepal - Central | 13 | 1,331,711 | 22,731,424 | 24,063,135 |
| Total | | 1,331,711 | 22,731,424 | 24,063,135 |
| Grand Total | | 9,874,459 | 57,659,180 | 67,533,639 |



KUCEP Nepal

[Handwritten signature]

[Handwritten signature]

[Handwritten signature]

Underprivileged Children's Educational Programs (UCEP) Nepal
Sanothimi, Bhaktapur

Schedule forming and integral parts of financial statements
For the period 1st Sharwan 2076 to 31st Ashadh 2077

Figures in NPR

List of Freehold Assets
As on Ashad 31, 2076

Schedule 4

| S.No. | Particular | WDV as on 01.04.2076 | Addition This Year | Deletion | Dep. Rate | Depreciation | WDV as on 31.03.2077 |
|-------|----------------------------|-------------------------|-----------------------|----------|--------------|------------------|-------------------------|
| A | Building | 6,651,792 | - | | 5% | 332,590 | 6,319,202 |
| | Total | 6,651,792 | - | - | | 332,590 | 6,319,202 |
| B | School Furniture | 70,459 | - | | 25% | 17,615 | 52,844 |
| | School Equipment | 211,906 | - | | 25% | 52,976 | 158,929 |
| | Office Furniture & Fixture | 362,594 | - | | 25% | 90,649 | 271,946 |
| | Office Equipment | 292,942 | 201,614 | | 15% | 59,351 | 435,205 |
| | Hostel Furniture | 342,494 | - | | 25% | 85,624 | 256,871 |
| | Hostel Equipment | 33,509 | - | | 15% | 5,026 | 28,482 |
| | Computer & Printer | 820,028 | - | | 25% | 205,007 | 615,021 |
| | Machinery and Equipment | 676,588 | - | | 15% | 101,488 | 575,100 |
| | Total | 2,810,520 | 201,614 | - | | 617,736 | 2,394,399 |
| C | Transportation Vehicles | 479,491 | - | | 20% | 95,898 | 383,592 |
| | Total | 479,491 | - | - | | 95,898 | 383,592 |
| D | Construction WIP | | 1,130,097 | | | | 1,130,097 |
| | Grand Total | 9,941,803 | 1,331,711 | - | | 1,046,223 | 10,227,290 |

Fixed Assets Addition of this Year

Schedule 4.1

| S.No | Particular | Purchased Date | Assets Group | Amount | Rate | Depreciation | Location |
|------|------------------|----------------|------------------|----------------|------|---------------|----------|
| 1 | Freehold Assets | 24/10/2076 | Office Equipment | 111,655 | 15% | 6,978 | UCEP |
| 2 | Office Equipment | 19/11/2076 | Office Equipment | 32,500 | 15% | 1,625 | UCEP |
| | Office Equipment | 01/04/2076 | | 23,368 | 15% | 3,505 | |
| | Office Equipment | 27/04/2076 | | 23,368 | 15% | 3,213 | |
| | Water Pump | 20/02/2077 | Office Equipment | 7,000 | 15% | 88 | |
| | Office Equipment | 31/03/2077 | | 3,722 | | | |
| | TOTAL | | | 201,614 | | 15,409 | |

[Handwritten signature]
UCEP Nepal

[Handwritten signature]

[Handwritten signature]

[Handwritten signature]



Underprivileged Children's Educational Programs (UCEP) Nepal
Sanothimi, Bhaktapur

Schedule forming and integral parts of financial statements
For the period 1st Sharwan 2076 to 31st Ashadh 2077

Figures in NPR.

Schedule 5

List of Loaned Assets

| S.No | Particular | WDV as on 01.04.2076 | Addition This Year | Deletion | Dep Rate | Depreciation | WDV as on 31.03.2077 |
|------|---------------------------|-------------------------|--------------------|----------|-------------|------------------|-------------------------|
| 1 | Computer & Printers | 254,690 | | - | 25% | 63,673 | 191,018 |
| 2 | Furniture and Fixtures | 375,855 | 168,218 | - | 25% | 122,000 | 422,073 |
| 3 | Office Equipment | 387,527 | 12,450 | - | 15% | 1,556 | 398,420 |
| 4 | Hostel Equipment | 286,477 | | - | 15% | 42,972 | 243,505 |
| 5 | Water Tank | 1,617 | | - | 15% | 243 | 1,374 |
| 6 | Water Pump | 11,823 | | - | 15% | 1,773 | 10,050 |
| 7 | Transportation Vehicle | 725 | | - | 20% | 145 | 580 |
| 8 | Boring | 46,274 | | - | 25% | 11,569 | 34,706 |
| 9 | Building and Land | 10,202,347 | | - | 5% | 510,117 | 9,692,230 |
| 10 | Books | 380,040 | 81,860 | | 15% | 67,239 | 394,662 |
| 10 | Equipment | 1,441,174 | | - | 25% | 360,294 | 1,080,881 |
| 11 | WIP - BSG School Building | - | | - | - | - | - |
| 12 | WIP-BSG | 1,694,294 | 8,054,445 | - | - | - | 9,748,740 |
| 13 | WIP-OTC | 2,072,051 | 225,774 | - | - | - | 2,297,825 |
| | Grand Total | 17,154,894 | 8,542,748 | - | | 1,181,579 | 24,516,063 |

Addition Fixed Assets of This Year

Schedule 5.1

| S.No | Particular | Purchased Date | Assets Group | Amount | Rate | Depreciation | Location |
|------|------------------|-------------------|----------------------------|------------------|------|---------------|----------------|
| 1 | Furniture | 19/07/2076 | Office Furniture & Fixture | 168,218 | 25% | 28,036 | Sanothimi(bsg) |
| | Office Equipmnet | 12/05/2076 | Office Furniture & Fixture | 12,450 | 15% | 1,556 | OTC |
| 1 | Books | 24/05/2076 | Books | 81,860 | 15% | 10,233 | BSG |
| | WIP-BSG | | | 8,054,445 | | - | BSG |
| | WIP-OTC | | | 225,774 | | - | OTC |
| | TOTAL | | | 8,542,748 | | 39,825 | |

[Handwritten signature]

[Handwritten signature]

[Handwritten signature]

[Handwritten signature]



Underprivileged Children's Educational Programs (UCEP) Nepal
Sanothimi, Bhaktapur

Schedule forming and integral parts of financial statements
For the period 1st Sharwan 2076 to 31st Ashadh 2077

Figures in NPR
Schedule 6

Account Receivables

| S.No. | Particulars | Schedule | Current Year | Previous Year |
|-------|-------------------------------|----------|-------------------|-------------------|
| 1 | UCEP Nepal - Central | 13 | 4,175,700 | 4,385,229 |
| 2 | UCEP Nepal - Bal Sudhar Griha | 14 | 492,680 | 487,212 |
| 3 | UCEP Nepal - OTC | 15 | 6,940,620 | 6,901,110 |
| 4 | UCEP Nepal - iLead | 16 | 1,503 | 1,503 |
| 5 | UCEP Nepal - EF_RSP | 20 | 1,699,576 | 1,699,576 |
| 6 | UCEP Nepal - SWISS_SSRP | 21 | 516,698 | 508,240 |
| 7 | UCEP Nepal - Unicef | 22 | 64,055 | 64,055 |
| 8 | UCEP Nepal - FCA_ACT | 25 | 1,443,148 | 1,443,148 |
| 9 | UCEP Nepal - YEP | 18 | 218,209 | |
| | Total | | 15,552,189 | 15,490,074 |

Bank Balance :

Schedule 7

| S.No. | Particulars | Schedule | Current Year | Previous Year |
|-------|--------------------------------------|----------|-------------------|-------------------|
| | UCEP Nepal - Central | | | |
| 1 | United Finance | 13 | 1,500,000 | 1,500,000 |
| 2 | R.B Bank # 205 | 13 | 202,330 | 1,095,580 |
| 3 | RB Bank # 104 | 13 | 9,320 | 342,778 |
| 4 | RB Bank# 16 | 13 | 330,609 | 1,417,227 |
| 5 | N.I.B.L # 250832 | 13 | 1,138,670 | 190,396 |
| 6 | Capital Saving & Credit Co-Operative | 13 | 150,228 | 124,156 |
| 7 | NIBL Euro # 264341 | 13 | 25,667 | 25,667 |
| 9 | Nabil Bank Grt. Fund | 13 | 6,519 | 6,336,738 |
| 11 | Nabil Bank (Friends OFUCEP) | 13 | 84,540 | 84,540 |
| 12 | United Finance | 13 | 18,892 | 18,892 |
| 13 | N.I.B.L # 1662 | 13 | 138,725 | 137,552 |
| 14 | NCC Bank # 6001 | 13 | 5,000 | 5,000 |
| 15 | Machhapuchhre Bank | 13 | 250,000 | |
| S.No. | Total | | 3,860,500 | 11,278,527 |
| | Other Program : | | | |
| 1 | Nabil Bank - FCA STEP | 17 | - | 1,444,956 |
| 2 | Nabil Bank - iLEAD Project | 16 | 840 | 840 |
| 3 | RB Bank # 145 - BSG | 14 | 1,019,177 | 985,577 |
| 4 | RB Bank - Kaski -BSG | 14 | 2,017 | 2,017 |
| 5 | Nepal Bank Ltd - BSG | 14 | 1,858,224 | 1,556,981 |
| 6 | Nepal Bank Ltd - BSG | 14 | 100,000 | 100,000 |
| 7 | Nabil Bank - OTC | 15 | 781,056 | 589,228 |
| 8 | NIC Asia-YEP | 18,19 | 202,131 | 1,011,588 |
| 9 | Shiddhartha Bank- EF_RSP | 20 | 178,734 | 171,646 |
| 10 | Shiddhartha Bank -SWISS_SSRP | 21 | - | 8,458 |
| 11 | NCC-Unicef | 22 | 359,793 | 359,793 |
| 12 | BOK-Plan | 23 | 1,513 | 59,335 |
| 13 | NIC Asia-ILO | 24 | 1,998,400 | - |
| 14 | Prime Bank - FCA_ACT | 25 | 143,426 | 143,426 |
| 15 | Shiddhartha Bank- BRAC | 26 | 26,753 | 1,805,543 |
| | Total | | 6,672,064 | 8,239,389 |
| | Grand Total | | 10,532,564 | 19,517,916 |

Security Deposit

Schedule 8

| S.No. | Particulars | Schedule | Current Year | Previous Year |
|-------|---------------------------------|----------|----------------|----------------|
| 1 | Nepal Telecom Ltd. | 14 | 20,000 | 20,000 |
| 2 | Bhauratna Engineering Pvt. Ltd. | 14 | 35,000 | 35,000 |
| 3 | CTEVT | 14 | 76,000 | 76,000 |
| 4 | Gas Cylinder | 14 | 39,600 | 39,600 |
| 5 | Telephone Deposit | | 2,000 | 2,000 |
| | Total | | 172,600 | 172,600 |

Gratuity Fund

Schedule 9

| S.No. | Particulars | Schedule | Current Year | Previous Year |
|-------|------------------------|----------|------------------|------------------|
| 1 | Gratuity Fund Payable | 14 | 508,033 | 6,434,515 |
| 2 | Providend Fund Payable | 14 | 1,535,168 | 832,789 |
| | Total | | 2,043,201 | 7,267,304 |

Handwritten signatures and stamps:
 - A large blue signature across the right side.
 - A blue circular stamp of "Kaber & Co. Chartered Accountants" established in 1984.
 - A blue triangular stamp with "UCEP" and a logo.
 - Other smaller handwritten marks and initials.

Handwritten signatures:
 - A signature at the bottom left.
 - A signature at the bottom center.

Underprivileged Children's Educational Programs (UCEP) Nepal
Sanathimi, Bhaktapur

Schedule forming and integral parts of financial statements
For the period 1st Sharwan 2076 to 31st Ashadh 2077

Figures in NPR.

| Accounts Payable | | Schedule 10 | | |
|------------------|-------------------------------------|-------------|--------------|---------------|
| S.No | Particular | Schedule | Current Year | Previous Year |
| | UCEP Central Account Payable | | | |
| 1 | A One Traders | 13 | 80,062 | 80,062 |
| 2 | AD Promotion Services | 13 | 2 | 2 |
| 2 | AP Printers | 13 | 13,987 | 13,062 |
| 3 | Audit Fee Payable | 13 | 167,250 | 167,250 |
| 3 | B & B Cosmetic | 13 | - | 200,000 |
| 4 | Bal Kumari service link | 13 | 2,955 | 2,955 |
| 4 | Bhaktapur uniform suppliers | 13 | 51,320 | 144,524 |
| 5 | Chintaan Chautari Hotel | 13 | 32,660 | 32,660 |
| 5 | Dhulikhel Mountain Resort P.Ltd | 13 | 1 | 1 |
| 6 | Digi Refrigeration | 13 | - | 78,281 |
| 6 | Doko Recycle Pvt.Ltd | 13 | - | 12,081 |
| 7 | Durga Prasad Subedi | 13 | - | 1,125,807 |
| 7 | Giri Hardware | 13 | - | 32,471 |
| 8 | Guimdel Bhojanalaye | 13 | 86,225 | 86,225 |
| 8 | Hamro Kapada Pasal | 13 | 58,390 | 7,800 |
| 9 | Hanso Phone | 13 | 3,000 | 3,000 |
| 9 | Hardware & Machinery | 13 | 13,814 | 13,814 |
| 10 | Itapako Enterprises | 13 | 11,884 | 11,260 |
| 10 | J & K Khadhyan | 13 | 72,887 | 147,960 |
| 11 | KAAA | 13 | 57,500 | 57,500 |
| 11 | Keshab Poudel | 13 | - | 17,870 |
| 12 | Lekali Khaja Ghar | 13 | 274,740 | 274,740 |
| 12 | Lovely Electrical Uddhyog | 13 | 33,999 | 84,109 |
| 13 | N.D & Associates | 13 | - | 79,560 |
| 13 | Nanda Sing Hona Centre | 13 | - | 68,365 |
| 14 | National Tools Center | 13 | 179 | 179 |
| 14 | Nepal Auto Electric Trade Link | 13 | 6,643 | 6,643 |
| 15 | OM Printing Press | 13 | 11,175 | 11,175 |
| 15 | Om Shiva Sai Oil Pvt. Ltd | 13 | 56,905 | - |
| 16 | OTC | 13 | 3,840,572 | 3,676,235 |
| 16 | Plan Expenses Payables | 13 | 82,156 | 124,196 |
| 17 | Punam Stationary | 13 | - | 5,700 |
| 17 | Putha VDC | 13 | 261 | 261 |
| 18 | Radio Audio Pvt. Ltd | 13 | 81,059 | 58,759 |
| 18 | Raya Tours & Travel | 13 | - | 12,350 |
| 19 | S.B.S Book & Stationery | 13 | 53,584 | 50,673 |
| 19 | Salary & Allowance payable | 13 | 432,921 | 705,700 |
| 20 | Samrat Traders | 13 | - | 8,000 |
| 20 | Shindhuli Fast Food | 13 | 583,315 | 583,315 |
| 21 | Shree Shine Wooden Furniture | 13 | - | 44,600 |
| 21 | Siddiquee Sewing Machine | 13 | 6,120 | 6,120 |
| 22 | Sipradi Trading Pvt.Ltd | 13 | 9,430 | 9,430 |
| 22 | Staff Payables | 13 | 230,028 | 436,544 |
| 23 | Thawang VDC | 13 | 1,000 | 1,000 |
| 23 | TITI | 13 | 9,000 | 9,000 |
| 24 | Tonner house & repairing centre | 13 | 38,100 | 31,100 |
| 24 | Unique Social & Technical Service | 13 | 345,600 | 345,600 |
| 25 | Valley Soap & chemical | 13 | 5,737 | 17,211 |



Handwritten signatures and initials at the bottom right of the page.

Handwritten signatures and initials at the bottom center of the page.

Underprivileged Children's Educational Programs (UCEP) Nepal
Sanothimi, Bhaktapur

Schedule forming and integral parts of financial statements
For the period 1st Sharwan 2076 to 31st Ashadh 2077

Figures in NPR.

| | | | | |
|--------------|-----------------------------------|----|-------------------|-------------------|
| 25 | VAT Account | 13 | 85,075 | 318,203 |
| 26 | Swastik Chamena Griha | 13 | 545,721 | - |
| 26 | Standard Infosys | 13 | 14,400 | - |
| 27 | Star Media Network | 13 | 19,735 | - |
| 27 | Saugat Water suppliers | 13 | 26,600 | - |
| 28 | Ram Grill Workshop | 13 | 8,100 | - |
| 28 | Pioneer Trading | 13 | 11,840 | - |
| 29 | Laxmi prasad Dhaubanjor | 13 | 10,581 | - |
| 29 | Kishori Shah | 13 | 12,995 | - |
| 30 | Krishna Pajja | 13 | 7,128 | - |
| 30 | Ashoka AD Nepal | 13 | 16,385 | - |
| 31 | Atlas Security Services Pvt. Ltd. | 13 | 64,025 | - |
| 31 | YWEP | 13 | 20,250 | - |
| 32 | Bhumay VDC | | 572 | - |
| 32 | TDS Payables | 13 | 655,398 | 536,529 |
| 33 | Employment Fund | 13 | 1,218,876 | 1,218,876 |
| 33 | Swiss Contact (SSRP) | 13 | 605,062 | 605,062 |
| 34 | UCEP-LRS | 13 | 70,000 | 70,000 |
| 34 | UCEP Nepal - Bal Sudhar Griha | 14 | 3,051,067 | 2,153,016 |
| 35 | UCEP Nepal - OTC | 15 | 3,297,180 | 2,525,163 |
| 35 | UCEP Nepal - iLEAD | 16 | 160,041 | 160,041 |
| 36 | UCEP Nepal - FCA_STEP | 17 | - | 1,444,957 |
| 36 | UCEP Nepal - FCA_ACT | 25 | 3,755,694 | 3,755,694 |
| 37 | UCEP Nepal - YEP 2020 | 18 | 11,231 | 1,053,672 |
| 37 | UCEP Nepal - YEP 2019 | 19 | 1,955,748 | 1,818,614 |
| 38 | UCEP Nepal - EF_RSP | 20 | 1,013 | 1,013 |
| 38 | UCEP Nepal - SWISS_SSRP | 21 | 290,646 | 290,646 |
| 39 | UCEP Nepal - UNICEF | 22 | 295,729 | 295,729 |
| 39 | UCEP Nepal - YWEP Plan | 23 | 2,131 | 292,674 |
| 40 | UCEP Nepal - BRAC | 26 | 8,458 | 8,458 |
| 40 | UCEP Nepal - ILO | 24 | 1,950 | - |
| Total | | | 22,978,092 | 25,433,496 |

Bank Overdraft

Schedule 11

| S.No | Particular | | Current Year | Previous Year |
|--------------|----------------|----|------------------|------------------|
| 1 | Bank Overdraft | 13 | 1,500,000 | 1,496,012 |
| Total | | | 1,500,000 | 1,496,012 |

Student Deposit

Schedule 12

| S.No | Particular | | Current Year | Previous Year |
|--------------|-----------------|----|----------------|---------------|
| 1 | Student Deposit | 13 | 62,210 | 62,210 |
| 2 | Canteen Deposit | 13 | 50,000 | - |
| Total | | | 112,210 | 62,210 |



[Handwritten signatures]

[Handwritten signature]

[Handwritten signature]



Underprivileged Children's Educational Programs (UCEP) Nepal
Sanothimi, Bhaktapur

Schedule forming and integral parts of financial statements
For the period 1st Sharwan 2076 to 31st Ashadh 2077

Figures in NPR.

| Account Receivables | | Schedule 13.1 | |
|---------------------|-----------------------------------|------------------|------------------|
| S.No | Particular | Current Year | Previous Year |
| 1 | Advance Tax | 592,713 | 44,598 |
| 2 | Agni Incorporated Pvt.Ltd | - | 50,000 |
| 3 | Bank Garnice -NIBL | 112,500 | 112,500 |
| 4 | Bid Bond | 12,100 | 12,100 |
| 5 | Bhumay VDC | - | 107,496 |
| 6 | Ilead (Aid-ct-Action) | 56,764 | 56,764 |
| 7 | Janak Educational Material Center | 896,944 | 896,944 |
| 8 | Bal Sudhar Griha | 34,223 | 27,129 |
| 9 | Bal Sudar Ma. Bi. | 300,000 | - |
| 10 | Bhaktapur Suva Hardware | 106,273 | 106,273 |
| 11 | Alucio Technologies | 30,000 | 30,000 |
| 12 | Siddhrtha Driving School | 188,000 | 188,000 |
| 13 | Swastik Marketing | 317 | 317 |
| 14 | UNICEF | 37,944 | 37,944 |
| 15 | YEP | 1,584,558 | 1,584,558 |
| 16 | Brac Project | 1,500 | - |
| 17 | Staff Receivables | 162,182 | 109,270 |
| 18 | Gharelu tatha sana | - | 73,009 |
| 19 | Kaligandaki | 2 | 2 |
| 20 | Nepal Dalit Welfari Kalikot | 10,434 | 393,014 |
| 21 | Shihani VDC | 11 | 237,681 |
| 22 | Fund released to SITS | 39,235 | 187,880 |
| 23 | Mahendra Gharti | 10,000 | - |
| 24 | YWEP | - | 129,750 |
| Total | | 4,175,700 | 4,385,229 |

| Security Deposit | | Schedule 13.2 | |
|------------------|---------------------------------|----------------|----------------|
| S.No | Particular | Current Year | Previous Year |
| 1 | Nepal Telecom Limited | 20,000 | 20,000 |
| 2 | Bhajurana Engineering Pvt. Ltd. | 35,000 | 35,000 |
| 3 | CTEVT | 76,000 | 76,000 |
| Total | | 131,000 | 131,000 |

| Sundry Creditors | | Schedule 13.3 | |
|------------------|---------------------------------|---------------|---------------|
| S.No | Particular | Current Year | Previous Year |
| 1 | TITI | 9,000 | 9,000 |
| 2 | OTC | 3,840,572 | 3,676,235 |
| 3 | A One Traders | 80,062 | 80,062 |
| 4 | AD Promotion Service | 2 | 2 |
| 5 | AP Printers | 13,987 | 13,062 |
| 6 | Audit Fee Payable | 167,250 | 167,250 |
| 7 | N.D & Associates | - | 79,560 |
| 8 | B & B Cosmetic | - | 200,000 |
| 9 | Bal Kumari service link | 2,955 | 2,955 |
| 10 | Bhaktapur uniform suppliers | 51,320 | 144,524 |
| 11 | Chintaan Chautari Hotel | 32,660 | 32,660 |
| 12 | Digi Refrigeration | - | 78,281 |
| 13 | Doko Recycle Pvt.Ltd | - | 12,081 |
| 14 | Durga Prasad Subedi | - | 1,125,807 |
| 15 | Giri Hardware | - | 32,471 |
| 16 | Dhulikhel Mountain Resort P.Ltd | 1 | 1 |
| 17 | Guimdel Bhojanalaye | 86,225 | 86,225 |
| 18 | Hanso Phone | 3,000 | 3,000 |

[Handwritten signatures]



[Handwritten signature]

Underprivileged Children's Educational Programs (UCEP) Nepal
Sanathumi, Bhaktapur

Schedule forming and integral parts of financial statements
For the period 1st Sharwan 2076 to 31st Ashadh 2077

Figures in NPR.

| | | | |
|--------------|--|------------------|------------------|
| 19 | Hardware & Machinery | 13,814 | 13,814 |
| 20 | Hamro Kapada Pasal | 58,390 | 7,800 |
| 21 | KAAA | 57,500 | 57,500 |
| 22 | Lekali Khaja Ghar | 274,740 | 274,740 |
| 23 | National Tools Center | 179 | 179 |
| 24 | Samrat Traders | - | 8,000 |
| 25 | Nepal Auto Electric Trade Link | 6,643 | 6,643 |
| 26 | Lovely Electrical Uddhyog | 33,999 | 84,109 |
| 27 | Shindhuli Fast Food | 583,315 | 583,315 |
| 28 | Unique Social & Technical Service Pvt Ltd. | 345,600 | 345,600 |
| 29 | Salary & Allowance payable | 432,921 | 705,700 |
| 30 | Om Shiva Sai Oil Pvt. Ltd | 56,905 | - |
| 31 | Keshab Poudel | - | 17,870 |
| 32 | Raya Tours & Travel | - | 12,350 |
| 33 | Tonner house & repairing centre | 38,100 | 31,100 |
| 34 | OM Printing Press | 11,175 | 11,175 |
| 35 | Radio Audio Pvt. Ltd | 81,059 | 58,759 |
| 36 | Sipradi Trading Pvt.Ltd | 9,430 | 9,430 |
| 37 | Siddiquee Sewing Machine | 6,120 | 6,120 |
| 38 | Staff Payables | 230,028 | 436,544 |
| 39 | Putha VDC | 261 | 261 |
| 40 | Thawang VDC | 1,000 | 1,000 |
| 41 | VAT Account | 85,075 | 318,203 |
| 42 | Itapako Enterprises | 11,884 | 11,260 |
| 43 | J & K Khadhyan | 72,887 | 147,960 |
| 44 | Nanda Sing Hona Centre | - | 68,365 |
| 45 | Plan Expenses Payables | 82,156 | 124,196 |
| 46 | Punam Stationary | - | 5,700 |
| 47 | S.B.S Book & Stationery | 53,584 | 50,673 |
| 48 | Shree Shine Wooden Furniture | - | 44,600 |
| 49 | Valley Soap & chemical | 5,737 | 17,211 |
| 50 | Swastik Chamena Griha | 545,721 | - |
| 51 | Standard Infosys | 14,400 | - |
| 52 | Star Media Network | 19,735 | - |
| 53 | Saugat Water suppliers | 26,600 | - |
| 54 | Ram Grill Workshop | 8,100 | - |
| 55 | Pioneer Trading | 11,840 | - |
| 56 | Laxmi prasad Dhaubanjer | 10,581 | - |
| 57 | Kishori Shah | 12,995 | - |
| 58 | Krishna Pajja | 7,128 | - |
| 59 | Ashoka AD Nepal | 16,385 | - |
| 60 | Atlas Security Services Pvt. Ltd. | 64,025 | - |
| 61 | Bhumay VDC | 572 | - |
| 62 | YWEP | 20,250 | - |
| Total | | 7,597,867 | 9,203,352 |

Accounts Payable

Schedule 13.4

| S.No | Particular | Current Year | Previous Year |
|--------------|----------------------|------------------|------------------|
| 1 | TDS Payables | 655,398 | 536,529 |
| 2 | Employment Fund | 1,218,876 | 1,218,876 |
| 3 | UCEP-LRS | 70,000 | 70,000 |
| 4 | Swiss Contact (SSRP) | 605,062 | 605,062 |
| Total | | 2,549,336 | 2,430,467 |



[Handwritten signature]

[Handwritten signature]

[Handwritten signature]

Underprivileged Children's Educational Programs (UCEP) Nepal
Sanohimi, Bhaktapur

Fund Accountability Statement- UCEP Central
For the period 1st Sharwan 2076 to 31st Ashadh 2077

Figures in NPR.

Schedule -13

| Particulars | Schedule | Current Year | Previous Year |
|---------------------------------------|----------|--------------------|--------------------|
| Cash & Bank | | 11,278,527 | 13,223,050 |
| Receivables | | 4,385,229 | 3,312,292 |
| Security Deposit | | 131,000 | 131,000 |
| Sundry Credits | | (9,203,352) | (6,948,727) |
| Bank Overdraft | | (1,496,012) | (1,171,363) |
| Payable | | (2,430,467) | (1,702,593) |
| P.F. Fund | | (832,789) | (118,641) |
| Student Deposit | | (62,210) | (62,210) |
| Temple Fund | | (101,685) | (101,685) |
| Gratuity Fund | | (6,434,515) | (7,233,088) |
| Award Fund | | (390,831) | (390,831) |
| Friends of UCEP Fund | | (102,465) | (102,465) |
| ACPE In-Service Award Prize | | (50,000) | (50,000) |
| Relief Fund | | (663,814) | (663,814) |
| Opening Fund Balance | | (5,973,384) | (1,879,074) |
| Prior period | | | 389,826 |
| Sponsorship Program | | 4,587,782 | 4,915,701 |
| Package Program | | 8,099,652 | 4,203,965 |
| Partnership Program | | 935,000 | 120,000 |
| Training & Service Income | | 6,712,650 | 11,650,889 |
| Interest Income | | - | 97,101 |
| Other Income | | 2,757,226 | 2,703,330 |
| Fund received during the year | | 23,092,309 | 23,690,985 |
| Total Receipt | | 17,118,926 | 22,201,737 |
| Expenditure | | | |
| Accidental Insurance | | 90,379 | 102,903 |
| Advertisement | | 348,762 | 320,064 |
| Affiliation & Renewals | | 71,115 | 39,500 |
| Audit Fee | | 150,000 | 150,000 |
| Bank Charges and Interest | | 123,426 | 148,939 |
| Capacity Building of Staff | | 15,000 | 30,000 |
| CFS Expenses | | - | 73,800 |
| Communication | | 79,487 | 130,942 |
| Contribution to Local Partner | | 24,450 | - |
| Training Material Cost | | 1,488,630 | 2,088,950 |
| FCA Re-construction Project Exp | | - | 80,000 |
| ILO Bridge Project | | - | 40,222 |
| Festival Celebration | | 224,373 | 232,151 |
| Fooding | | 2,032,128 | 4,014,657 |
| Gratuity Expenses | | - | 733 |
| Leave Encashment | | 116,234 | - |
| Hostel Supplies | | 136,574 | 79,765 |
| Internal Audit | | - | 120,000 |
| KAA Pocket Money | | 196,500 | 286,000 |
| Medicine | | 40,732 | 640 |
| Misc & Contingencies | | 809,263 | 1,371,107 |
| News paper & Book | | 14,350 | 25,700 |
| Office Expenses | | 23,057 | 196,916 |
| Printing & Stationary/ Publication | | 260,750 | 227,908 |
| Monitoring & Evaluation | | 42,617 | - |
| Barista Coffee making management cost | | 361,200 | 115,500 |
| Meeting Expenses | | 51,329 | 97,347 |

[Handwritten signature]

[Handwritten signature]

[Handwritten signature]



Underprivileged Children's Educational Programs (UCEP) Nepal
Sanothimi, Bhaktapur

Fund Accountability Statement- UCEP Central
For the period 1st Sharwan 2076 to 31st Ashadh 2077


Figures in NPR.


| | | | |
|--|------|--------------------|--------------------|
| Publication (Newsletter) | | | 133,136 |
| Repair & Maintenance | | 275,591 | 684,032 |
| SABAL Program Expenses | | - | 17,000 |
| Safety Materials for Training | | 43,349 | 97,282 |
| Salary & Benefit | | 11,463,291 | 12,541,487 |
| Sanitation & Personal Hygiene | | 9,530 | 62,301 |
| Service Charge | | 100,619 | 120,000 |
| Skill Test | | 222,620 | 203,744 |
| Printing, Stationary & Publication | | - | 206,437 |
| FCA STEP Training Expenses | | - | 543,542 |
| Street Children Program Expenses | | 1,706,153 | 1,637,559 |
| TEA/Coffee/Snacks for Guest and staffs | | 350,686 | 51,693 |
| Hospitality Expenses | | 52,499 | 46,697 |
| Token Of Love | | 29,820 | 71,950 |
| Training Venue Rent | | 12,500 | - |
| Fuel & Transportation | | 147,293 | 617,741 |
| Uniform & Dress | | - | 48,300 |
| Vehicle Renew Cost | | 9,482 | 5,540 |
| Office Utilities | | 586,444 | 622,515 |
| Workshop and Interaction Program | | - | 372,048 |
| Security Service | | 845,000 | 105,933 |
| Strategic Planning | | 176,190 | |
| Non Expendable Items | | 1,331,711 | 12,439 |
| Total (B) | | 24,063,135 | 28,175,121 |
| Balance (A-B) | | (6,944,209) | (5,973,384) |
| Balance represented by: | | | |
| Cash & Bank | 7 | 3,860,500 | 11,278,527 |
| Receivables | 13.1 | 4,175,700 | 4,385,229 |
| Security Deposit | 13.2 | 131,000 | 131,000 |
| Sundry Creditors | 13.3 | (7,597,867) | (9,203,352) |
| Bank Overdraft | 11 | (1,500,000) | (1,496,012) |
| Payable | 13.4 | (2,549,336) | (2,430,467) |
| P.F. Fund | 9 | (1,535,168) | (832,789) |
| Student Deposit | 12 | (112,210) | (62,210) |
| Temple Fund | | (101,685) | (101,685) |
| Gratuity & Leave Fund | 9 | (508,033) | (6,434,515) |
| Award Fund | | (390,831) | (390,831) |
| Friends of UCEP Fund | | (102,465) | (102,465) |
| ACPE In-Service Award Prize | | (50,000) | (50,000) |
| Relief Fund | | (663,814) | (663,814) |
| | | (6,944,209) | (5,973,384) |

Schedules form an integral part of financial statements As per our report on even date



Upendra Keshari Neupane
Chairman


Anil Singh Karki
General Secretary


CA. Anil Joshi
Partner
Kuber & Co.,
Chartered Accountants


Krishneswori Hada
Treasurer


Anuj Srivastav
Finance Controller


Bipin Acharya
Executive Director

Date: 23 Dec 2020
Place: Kathmandu

UCEP Nepal-Bal Sudhar Griha

Sanothim, Bhaktapur

Fund Accountability Statement



For the period 1st Sharwan 2076 to 31st Ashadh 2077

Figures in NPR

Schedule -14




| Particulars | Current Year | Previous Year |
|--------------------------------------|-------------------|--------------------|
| Opening Fund Balance | | |
| Bank Balance | 2,644,574 | 498,762 |
| Security deposits | 41,600 | 41,600 |
| Account Payable | (2,153,016) | (2,098,230) |
| Receivables | 487,212 | 47,652 |
| | 1,020,370 | (1,510,216) |
| Fund Received During the Year | | |
| Installment C/JCC | 3,041,560 | 2,659,800 |
| Grant DEO, Bhaktapur & Morang | 3,082,036 | 3,204,968 |
| DLPIU | 8,054,445 | 1,700,000 |
| SIDHA MAONEY (DOPM) | 12,461,240 | 8,816,135 |
| Grant MOWC&SW | 8,022,374 | 9,001,000 |
| Other Income | 37,235 | 1,204,133 |
| Total (A) | 35,719,261 | 25,075,820 |
| Expenditure during the year | | |
| Accidental/Health Insurance | 17,660 | - |
| Audit fees | 25,000 | 25,000 |
| Bed Bedding | 4,800 | 69,550 |
| Food for res. Staff | 59,835 | 64,630 |
| Food for Children | 12,133,473 | 8,665,662 |
| Clothing | 138,030 | 177,420 |
| Hygiene & Sanitation | 867,265 | 549,327 |
| Electricity & Water | 587,797 | 614,721 |
| Fuel & Transportation | 786,141 | 904,978 |
| Health and Medical Support | 1,194,727 | 490,885 |
| Formal Educational Expenses | 256,100 | 216,510 |
| Festival Celebration | 396,051 | 223,679 |
| Play Material | 129,661 | 78,682 |
| Employees expenses | 8,671,596 | 7,273,319 |
| Monitoring | 167,947 | 263,014 |
| Stationary for office | 262,740 | 439,676 |
| Telephone | 151,985 | 226,923 |
| Capital Repair & Maintenance | 869,071 | 980,923 |
| Office and Hostel Cost | 155,877 | 242,384 |
| Misc expenses | 76,350 | 15,032 |
| Org. Development Cost | - | 41,710 |
| Non Expendable Assets Purchased | 8,304,523 | 2,491,425 |
| Total (B) | 35,256,629 | 24,055,450 |
| Balance (A-B) | 462,631 | 1,020,370 |
| Balance Represented by: | | |
| Bank Balance | 2,979,418 | 2,644,574 |
| Receivables | 492,680 | 487,212 |
| Security deposits | 41,600 | 41,600 |
| Account Payable | (3,051,067) | (2,153,016) |
| | 462,631 | 1,020,370 |

As per our report on even date



 Upendra Keshari, Nepali
 Chairman
 Anuj Singh Karki
 General Secretary


 CA. Anil Joshi
 Partner
 Kuber & Co.,
 Chartered Accountants






 Krishneswori Hada
 Treasurer
 Anuj Srivastav
 Finance Controller
 Bipin Acharya
 Executive Director

Date: 23 Dec 2020

Place: Kathmandu

UCEP Nepal - OTC
Sanothimi, Bhaktapur

Fund Accountability Statement
For the period 1st Sharwan 2076 to 31st Ashadh 2077


Figures in NPR,
Schedule -15


| Budget Head / Line Items | Current Year | Previous Year |
|--|------------------|-------------------|
| Opening Fund Balances: | | |
| Bank | 589,228 | 1,050,392 |
| Receivable | 6,901,110 | 4,785,782 |
| Payable | (2,525,163) | (895,650) |
| | 4,965,175 | 4,940,524 |
| Fund received during the period | | |
| Income From Fee | 4,467,200 | 8,036,500 |
| Total (A) | 9,432,375 | 12,977,024 |
| Expenditure | | |
| Administrative Expenses to UCEP | 360,000 | 360,000 |
| Annual Service Contract | 65,000 | 79,100 |
| Bank Charge | 90 | - |
| Capacity Building | 18,050 | - |
| Misc. Expenses | 30,000 | 30,025 |
| Machine Fuels/Training Materials | 1,068,529 | 1,768,124 |
| Bike Fuels/Transportation | 44,885 | 59,539 |
| Manpower/Salary | 1,488,010 | 1,503,635 |
| JCB Hiring Charge | 30,000 | 10,000 |
| Insurance | 14,374 | - |
| Monitoring Visit | 48,416 | 14,950 |
| Office Expenses | 11,476 | 52,933 |
| Promotional/Advt. | 69,030 | 511,268 |
| Repair & Maintenance (Other) | 22,510 | 656,063 |
| Repair & Maintenance (Machine) | 872,475 | 823,865 |
| Printing Materials | 62,095 | 70,296 |
| Renew JCB/Vehicle | 145,220 | - |
| Safety Material | 11,496 | - |
| Token of Love | 5,000 | - |
| Trial Expenses | 403,000 | - |
| Non Expendable Assets Purchased | 238,224 | 2,072,051 |
| Total (B) | 5,007,879 | 8,011,849 |
| Balance (A-B) | 4,424,496 | 4,965,175 |
| Balance represented by: | | |
| Bank | 781,056 | 589,228 |
| Receivable | 6,940,620 | 6,901,110 |
| Payable | (3,297,180) | (2,525,163) |
| | 4,424,496 | 4,965,175 |

As per our report on even date


Upendra Keshari Neupane
Chairman


Ajay Singh Karki
General Secretary


CA. Anil Joshi
Partner
Kuber & Co.,
Chartered Accountants


Krishneswori Hada
Treasurer


Anuj Srivastav
Finance Controller


Bipin Acharya
Executive Director

Date: 23 Dec 2020
Place: Kathmandu

Fund Accountability Statement
For the period 1st Sharwan 2076 to 31st Ashadh 2077

Figures in NPR.


Schedule -16


| Particulars | Current Year | Previous Year |
|--|------------------|------------------|
| Opening Fund Balances: | | |
| Bank Balance | 840 | 34,074 |
| Receivable | 1,503 | 11,035 |
| Payable | (160,041) | (205,605) |
| | (157,698) | (160,497) |
| Fund received during the period | | |
| Installment from AEAIN | | 421,797 |
| Total (A) | (157,698) | 261,300 |
| Expenditure | | |
| Audit Fees | - | 50,000 |
| DPAC Meeting | - | 13,749 |
| Bank Charge | - | 190 |
| Income Survey | - | 10,117 |
| Interaction with Employer | - | 21,138 |
| Life Skill | - | 10,053 |
| Electricity and Water Supply | - | 5,900 |
| Office Stationery | - | 6,310 |
| Telephone, Email, Internet, Postage | - | 1,800 |
| Communication for Job Placement & Coordination | - | 2,000 |
| Transportation for Staffs | - | 4,170 |
| Salaries | - | 293,570 |
| Total (B) | - | 418,997 |
| Balance (A-B) | (157,698) | (157,698) |
| Balance represented by: | | |
| Bank Balance | 840 | 840 |
| Receivable | 1,503 | 1,503 |
| Payable | (160,041) | (160,041) |
| | (157,698) | (157,698) |


As per our report on even date


Upendra Keshari Neupane
Chairman


Ajay Singh Karki
General Secretary


CA. Anil Joshi
Partner
Kuber & Co.,
Chartered Accountants




Krishneswori Hada
Treasurer


Anuj Srivastav
Finance Controller


Bipin Acharya
Executive Director

Date: 23 Dec 2020
Place: Kathmandu

UCEP Nepal -FCA STEP

Sanothimi, Bhaktapur

Fund Accountability Statement

For the period 1st Sharwan 2076 to 31st Ashadh 2077

Figures in NPR.

Schedule -17

| Particulars | Current Year | Previous Year |
|---|--------------|-------------------|
| Opening Fund Balances: | | |
| Bank Balance | 1,444,956 | 1,004,870 |
| Receivable | - | 204,200 |
| Account Payable | (1,444,956) | (256,196) |
| | - | 952,873 |
| Prior Period | - | 77,036 |
| Fund received during the year | | |
| Grant received from FCA | - | 11,539,703 |
| Total A | - | 12,569,613 |
| Expenditure | | |
| Advocacy workshop with local gov & other stakeholders | - | 523,000 |
| Formation & meeting of district project advisory committee (DPAC) | - | 113,578 |
| Meeting with Employers & Private Sectors | - | 130,982 |
| Training on Business & Enterprise development plan | - | 153,800 |
| Human Resource | - | 1,646,202 |
| Trainees Selection | - | 26,880 |
| Counseling and career guidance manual contextualization | - | 386,584 |
| Vocational Training Fee | - | 7,353,572 |
| Skill Enhancement Training for STEP graduates | - | 600,000 |
| On the job training & placement | - | 140,850 |
| Tool kit support training graduates (6 person per training) | - | 211,050 |
| Monitoring & Followup | - | 323,274 |
| Skill Test | - | 805,663 |
| Audit Fee | - | 45,000 |
| Bank Charges | - | 17,518 |
| Communication | - | 22,000 |
| Office Rent Distret | - | 44,445 |
| Utilities at Ho Telephone, Water & Electricity | - | 25,215 |
| Total B | - | 12,569,613 |
| Balance (A-B) | - | - |
| Balance represented by: | | |
| Bank Balance | - | 1,444,956 |
| Account Payable | - | (1,444,956) |
| | - | - |

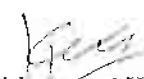
As per our report on even date



Upendra Keshari Neupane
Chairman



Ajay Singh Karki
General Secretary


CA. Anil Joshi
Partner
Kuber & Co.,
Chartered Accountants




Krishneswori Hada
Treasurer


Anuj Srivastav
Finance Controller


Bipin Acharya
Executive Director

Date: 23 Dec 2020

Place: Kathmandu

UCEP Nepal - Youth Employment Project 2020
Sanochimi, Bhaktapur

Fund Accountability Statement
For the period 1st Sharwan 2076 to 31st Ashadh 2077

Figures in NPR.

Schedule-18

| Particulars | Current Year | Previous Year |
|--------------------------------------|----------------|--------------------|
| Opening Fund Balances: | | |
| Bank Balance | - | - |
| Payable | - | - |
| | | |
| Fund received during the year | | |
| Fund Received from YEP | 807,664 | 3,929,636 |
| Total (A) | 807,664 | 3,929,636 |
| Expenditure | | |
| Bank Charge | - | 330 |
| Health & Hygiene | - | 3,700 |
| Overhead Cost (BE Inaruwa) | - | 67,050 |
| Overhead Cost (BE Jhumka) | - | 68,542 |
| Overhead Cost (P Duhabi) | - | 66,981 |
| Overhead Cost (P Inaruwa) | - | 64,642 |
| Skill Testing Cost (P Duhabi) | - | 59,580 |
| Skill Testing Cost (P Inaruwa) | - | 68,630 |
| Skill Testing Cost (BE Inaruwa) | - | 66,160 |
| Skill Testing Cost (BE Jhumka) | - | 62,315 |
| Training Cost (BE Inaruwa) | 133,385 | 268,748 |
| Training Cost Building Painter | 117,306 | - |
| Training Cost Junior Plumber | 91,369 | - |
| Traning Cost Stone Layer Mason | 176,271 | - |
| Training Cost (BE Jhumka) | - | 272,513 |
| Training Cost (P Duhabi) | - | 268,774 |
| Training Cost (P Inaruwa) | - | 261,322 |
| Total (B) | 518,332 | 5,181,624 |
| | | |
| Balance (A-B) | 289,332 | (1,251,988) |
| Balance represented by: | | |
| Bank Balance | 82,354 | 1,145,583 |
| Receivables | 218,209 | - |
| Payable | (11,231) | (2,397,571) |
| | 289,332 | (1,251,988) |

As per our report on even date


 Upendra Keshari Neupane
 Chairman


 Anuj Singh Karki
 General Secretary


 CA Anil Joda
 Partner
 Kuber & Co.,
 Chartered Accountants




 Krishneswori Hada
 Treasurer


 Anuj Srivastav
 Finance Controller


 Bipin Acharya
 Executive Director

Date: 23 Dec 2020
Place: Kathmandu

UCEP Nepal-Youth Employment Project 2019

Sanothimi, Bhaktapur

Fund Accountability Statement

For the period 1st Sharwan 2076 to 31st Ashadh 2077

Figures in NPR.


Schedule-19


| Particulars | Current Year | Previous Year |
|---|--------------------|--------------------|
| Opening Fund Balances: | | |
| Bank Balance | 1,011,588 | 121,538 |
| Receivable | | |
| Payable | (2,872,286) | (1,053,672) |
| | (1,860,697) | (932,134) |
| Fund received during the year | | |
| Fund Received from YEP | 110,962 | 2,172,547 |
| Total (A) | (1,749,735) | 2,172,547 |
| Expenditure | | |
| Bank Charge | 85 | |
| Overhead Cost Building Electrician | | 390,334 |
| Overhead Cost Building Painter | | 82,370 |
| Overhead Cost Junior Plumber | | 78,996 |
| Skill Testing Cost Building Electrician | 57,335 | 229,685 |
| Skill Testing Cost Building Painter | | 55,715 |
| Skill Testing Cost Junior Plumber | 3,860 | 57,100 |
| Training Cost Building Electrician | 20,635 | 1,561,336 |
| Training Cost Building Painter | 4,320 | 329,484 |
| Training Cost Junior Plumber | | 315,986 |
| Total (B) | 86,235 | 3,101,006 |
| Balance (A-B) | (1,835,970) | (1,860,593) |
| Balance represented by: | | |
| Bank Balance | 119,778 | 1,011,588 |
| Payable | (1,955,748) | (2,872,286) |
| | (1,835,970) | (1,860,697) |

As per our report on even date


 Upendra Keshari Neupane
 Chairman


 Ajay Singh Karki
 General Secretary


 CA. Anil Joshi
 Partner
 Kuber & Co.,
 Chartered Accountants




 Krishneswori Hada
 Treasurer


 Anuj Srivastav
 Finance Controller


 Bipin Acharya
 Executive Director

Date: 23 Dec 2020

Place: Kathmandu

UCEP Nepal - Reconstruction Skills Project
Sanothimi, Bhaktapur

Fund Accountability Statement
For the period 1st Sharwan 2076 to 31st Ashadh 2077

Figures in NPR.

Schedule-20

| Particulars | Current Year | Previous Year |
|--|---------------------|---------------------|
| Opening Fund Balances: | | |
| Bank Balance | 171,646.26 | 245,481.63 |
| Receivable | 1,699,576.13 | 1,699,576.13 |
| Payable | (1,012.53) | (74,847.90) |
| | 1,870,209.86 | 1,870,209.86 |
| Fund received during the year | | |
| Fund Received from EF | - | - |
| Bank Interest | 7,087.39 | - |
| Total (A) | 1,877,297.25 | 1,870,209.86 |
| Expenditure | | |
| Salary | - | - |
| Training Materials | - | - |
| Tool and minor equipment (For Training) | - | - |
| Facilities Cost | - | - |
| Total (B) | - | - |
| Balance (A-B) | 1,877,297.25 | 1,870,209.86 |
| Balance represented by: | | |
| Bank Balance | 178,733.65 | 171,646.26 |
| Receivable | 1,699,576.13 | 1,699,576.13 |
| Payable | (1,012.53) | (1,012.53) |
| | 1,877,297.25 | 1,870,209.86 |

As per our report on even date


Upendra Keshari Neupane
Chairman



Ajay Singh Karki
General Secretary


CA. Anil Joshi
Partner
Kuber & Co.,
Chartered Accountants




Krishneswori Hada
Treasurer


Anuj Srivastav
Finance Controller


Bipin Acharya
Executive Director

Date: 23 Dec 2020
Place: Kathmandu

UCEP Nepal-Skills for Reconstruction Project
Sanothimi, Bhaktapur

Fund Accountability Statement
For the period 1st Sharwan 2076 to 31st Ashadh 2077


Figures in NPR.


Schedule-21

| Particulars | Current Year | Previous Year |
|--|----------------|----------------|
| Opening Fund Balances: | | |
| Bank Balance | 8,458 | 1,715,699 |
| Receivable | 508,240 | 30,635 |
| Payable | (290,646) | (1,095,654) |
| | 226,052 | 650,680 |
| Fund received during the year | | |
| Fund Received from SWISS | - | - |
| Bank Interest | | 8,458 |
| Total (A) | 226,052 | 659,138 |
| Expenditure | | |
| Overhead Cost (Including Trainees Selection) | - | 432,966 |
| Bank Charge | | 120 |
| Non Expendable Assets | - | - |
| Total (B) | - | 433,086 |
| Balance (A-B) | 226,052 | 226,052 |
| Balance represented by: | | |
| Bank Balance | | 8,458 |
| Receivable | 516,698 | 508,240 |
| Payables | (290,646) | (290,646) |
| | 226,052 | 226,052 |


As per our report on even date



Upendra Keshari Neu
Chairman



Ajay Singh Karki
General Secretary


CA. Anil Joshi
Partner
Kuber & Co.,
Chartered Accountants




Krishneswori Hada
Treasurer


Anuj Srivastav
Finance Controller


Bipin Acharya
Executive Director

Date: 23 Dec 2020

Place: Kathmandu

UCEP Nepal - Unicef Project
Sanothimi, Bhaktapur

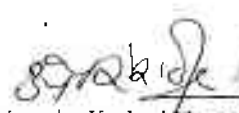
Fund Accountability Statement
For the period 1st Sharwan 2076 to 31st Ashadh 2077

Figures in NPR.


Schedule-22

| Particulars | Current Year | Previous Year |
|---|----------------|------------------|
| Opening Fund Balances: | | |
| Bank | 359,793 | 1,051,932 |
| Receivable | 64,055 | 453,623 |
| Payable | (295,729) | (788,495) |
| | 128,119 | 717,060 |
| Prior Period | | 597,000 |
| Fund received during the period | | |
| Contribution of Unicef | | 1,255,000 |
| Total (A) | 128,119 | 2,569,060 |
| Expenditure | | |
| Fooding & Supplies | | 1,440 |
| Gender Based Violence (GBV) prevention life-skill education | | 354,423 |
| Health & Medical Support | | |
| Music class | | 255,125 |
| Promotion of psychosocial well-being | | 1,145,788 |
| Provision of emergency and specialized service | | 350,000 |
| Publication of Newsletters | | 137,375 |
| Training on Sexual & Reproductive Health & Adolescent sex | | 186,890 |
| Transportation | | 9,900 |
| Total (B) | | 2,440,941 |
| | | |
| Balance (A-B) | 128,119 | 128,119 |
| Balance represented by: | | |
| Bank | 359,793 | 359,793 |
| Receivable | 64,055 | 64,055 |
| Payable | (295,729) | (295,729) |
| Total | 128,119 | 128,119 |


As per our report on even date



Upendra Keshari Neupane
Chairman



Anuj Singh Karki
General Secretary


CA. Anil Joshi
Partner
Kuber & Co.,
Chartered Accountants




Krishneswori Hada
Treasurer


Anuj Srivastav
Finance Controller


Bipin Acharya
Executive Director

Date: 23 Dec 2020
Place: Kathmandu

UCEP Nepal - Young Women Empowerment Project (YWEP)
Sanothimi, Bhaktapur



Fund Accountability Statement
For the period 1st Sharwan 2076 to 31st Ashadh 2077


Figures in NPR.

Schedule-23

| Particulars | Current Year | Previous Year |
|--|------------------|------------------|
| Opening Fund Balances: | | |
| Bank | 59,335 | 750,312 |
| Receivable | - | 97,890 |
| Payable | (292,674) | (83,071) |
| | (233,339) | 765,131 |
| Fund received during the period | | |
| Contribution of Plan International | 255,337 | 3,410,353 |
| Total (A) | 21,998 | 4,175,484 |
| Expenditure | | |
| Admin & Operation Cost | - | 109,913 |
| Fee Trainer Soft Skill Training (Mobile Repairing) | - | 15,000 |
| Fee Trainer Soft Skill Training (Beautician) | - | 30,000 |
| Fee Trainer Soft Skill Training (Commiss) | - | 15,000 |
| Fee Trainer Soft Skill Training (Home Stay) | 22,617 | 30,000 |
| Human Resource | - | 1,234,500 |
| Monitoring & Evaluation Cost | - | 134,041 |
| Training Cost (Beautician 3 Events) | - | 911,172 |
| Training Cost (Commiss) | - | 464,062 |
| Training Cost (Home Stay) | - | 1,001,470 |
| Training Cost (Mobile Repairing) | - | 463,665 |
| Non Expendable Assets | - | - |
| Total (B) | 22,617 | 4,408,823 |
| Balance (A-B) | (619) | (233,339) |
| Balance represented by: | | |
| Bank | 1,513 | 59,335 |
| Receivable | - | - |
| Payable | (2,131) | (292,674) |
| Total | (619) | (233,339) |


As per our report on even date



 Upendra Keshari Neupane
Chairman
 Ajay Singh Narki
General Secretary


 CA. Anil Joshi
Partner
Kuber & Co.,
Chartered Accountants


 Krishneswori Hada
Treasurer


 Anuj Srivastav
Finance Controller


 Bipin Acharya
Executive Director

Date: 23 Dec 2020
Place: Kathmandu

UCEP Nepal - A Bridge To Global Action On Forced Labour (ILO)
Sanothimi, Bhaktapur


Fund Accountability Statement
For the period 1st Sharwan 2076 to 31st Ashadh 2077


Figures in NPR.

| Schedule-24 | | |
|---|------------------|------------------|
| Particulars | Current Year | Previous Year |
| Opening Fund Balances: | | |
| Bank Balance | - | 2,940,073 |
| Receivable | - | 80,000 |
| | | 3,020,073 |
| Fund received during the year | | |
| Grant received | 2,219,700 | 1,578,596 |
| Total A | 2,219,700 | 4,598,669 |
| Expenditure | | |
| Carpentary Training to 25 Freed Haliyas (Bajura) | - | 464,067 |
| Carpentary Training to 25 Freed Haliyas (Kanchanpur) | - | 61,781 |
| Electric Wiring Training to 25 Freed Haliyas (Bajura) | - | 427,255 |
| House Painting Training to 25 Freed Haliyas | - | 70,420 |
| Mason Training to 25 Freed Haliyas in Bajura | - | 468,481 |
| Mason Training to 25 Freed Haliyas (Kanchanpur) | - | 100,000 |
| Operation Cost | 223,250 | 375,825 |
| Plumbing Training to 25 Freed Haliyas (Kanchanpur) | - | 84,240 |
| Post Training Support Cost : Plumbing (Kanchanpur) | - | 307,117 |
| Post Training Support Cost: Carpentary (Bajura) | - | 290,453 |
| Post Training Support Cost: Carpentary (Kanchanpur) | - | 284,385 |
| Post Training Support Cost: Electric Wiring (Bajura) | - | 235,941 |
| Post Training Support Cost: House Painting | - | 261,684 |
| Post Training Support Cost: Mason (Bajura) | - | 259,410 |
| Post Training Support Cost: Mason (Kanchanpur) | - | 273,001 |
| Post Training Support Cost: Tailoring (Bajura) | - | 206,521 |
| Tailoring Training to 25 Freed Haliyas (Bajura) | - | 428,090 |
| Total B | 223,250 | 4,598,669 |
| Balance (A-B) | 1,996,450 | - |
| Balance represented by: | | |
| Bank Balance | 1,998,400 | - |
| Payables | (1,950) | - |
| Total | 1,996,450 | - |


As per our report on even date


Uendra Keshari Neupane
Chairman



Ajay Singh Gurki
General Secretary


CA. Anil Joshi
Partner
Kuber & Co.,
Chartered Accountants




Krishneswori Hada
Treasurer


Anuj Srivastav
Finance Controller


Bipin Acharya
Executive Director

Date: 23 Dec 2020
Place: Kathmandu

UCEP Nepal- FCA (ACT) Reconstruction Project
Sanothimi, Bhaktapur


Fund Accountability Statement
For the period 1st Sharwan 2076 to 31st Ashadh 2077


Figures in NPR.


Schedule-25

| Particulars | Current Year | Previous Year |
|--------------------------------------|--------------------|--------------------|
| Opening Fund Balances: | | |
| Bank Balance | 143,426 | 143,255 |
| Receivable | 1,443,148 | 1,443,148 |
| Payable | (3,755,694) | (3,755,694) |
| Cash | | |
| | (2,169,120) | (2,169,290) |
| Fund received during the year | | |
| Fund Received from FCA | | |
| Other Income | | 171 |
| Total (A) | (2,169,120) | (2,169,120) |
| Expenditure | | |
| | | |
| Total (B) | | |
| Balance (A-B) | (2,169,120) | (2,169,120) |
| Balance represented by: | | |
| Bank Balance | 143,426 | 143,426 |
| Receivable | 1,443,148 | 1,443,148 |
| Payables | (3,755,694) | (3,755,694) |
| | (2,169,120) | (2,169,120) |


As per our report on even date



Upendra Keshari Neupane
Chairman



Ajay Singh Kurki
General Secretary


CA. Anil Joshi
Partner
Kuber & Co.,
Chartered Accountants




Krishneswori Hada
Treasurer


Anuj Srivastav
Finance Controller


Bipin Acharya
Executive Director

Date: 23 Dec 2020
Place: Kathmandu

UCEP Nepal-Empowering Girls as Lighting and Electrical Technicians in Nepal (For BRAC)
Sanohumi, Bhaktapur

Fund Accountability Statement
For the period 1st Sharwan 2076 to 31st Ashadh 2077

Figures in NPR

| | | Schedule-26 | |
|--|------------------|------------------|--|
| Particulars | Current Year | Previous Year | |
| Opening Fund Balances: | | | |
| Bank Balance | 1,805,543 | | |
| Payable | (8,458) | | |
| | 1,797,085 | | |
| Fund received during the year | | | |
| Fund Received from BRAC | 549,906 | 3,593,675 | |
| Bank Interest | 26,865 | | |
| Total (A) | 2,373,857 | 3,593,675 | |
| Expenditure | | | |
| Accidental Insurance (GPA) | 5,890 | 7,948 | |
| Admin Cost | | | |
| Finance Controller (40%) | 56,933 | 89,467 | |
| Placement Officer (50%) | 37,500 | 37,500 | |
| Project Management Cost (1.5%) | 45,675 | 13,425 | |
| Project Officer (100%) | 119,000 | 187,000 | |
| Assistant Instructor | | | |
| Assistant Instructor | 226,184 | 176,562 | |
| Resource Person (Soft skill class) | 60,000 | | |
| Bank Charge | 125 | 55 | |
| Employment Linkage With Graduates | | | |
| Tea & Snacks of Participate employers | 18,390 | 1,000 | |
| Transportation cost for skill test (Tentative) | 22,750 | | |
| Lead Instructor | | | |
| Lead Trainer for Building Electrician | 271,892 | 205,958 | |
| Lead Trainer for Solar Technician | 37,688 | 9,422 | |
| Monitoring & Field visit cost from the centre of UCEP Nepal | 109,418 | 9,805 | |
| RMA | | | |
| Accommodation | | 3,000 | |
| Communication | | 3,500 | |
| Daily subsistence allowance (DSA) | | 4,500 | |
| Stationary | | 2,115 | |
| Transportation | | 15,000 | |
| Skill Test | | | |
| Material for skill test | 65,340 | 13,590 | |
| Skill Test Fee | 133,590 | 76,650 | |
| Trainee Selection | | | |
| Snacks for Government, UCEP staffs, Local NGO's | 2,730 | 8,170 | |
| Stationary | 1,000 | | |
| Transportation expenses for government personnel | 4,000 | 1,000 | |
| Training Cost | | | |
| Banner | 2,200 | 1,600 | |
| Certification | 7,605 | 1,300 | |
| Cost of Tools | 316,084 | 473,933 | |
| Snacks for trainee | 513,700 | 113,500 | |
| Stationary for the participant | 23,120 | 7,605 | |
| Training Hall Charge | 75,000 | 15,000 | |
| Training Materials | 199,748 | 318,005 | |
| Non Expendable Assets | | | |
| Total (B) | 2,355,562 | 1,796,590 | |
| Balance (A-B) | 18,294 | 1,797,085 | |
| Balance represented by: | | | |
| Bank Balance | 26,753 | 1,805,543 | |
| Payable | (8,458) | (8,458) | |
| | 18,294 | 1,797,085 | |

As per our report on even date

Upendra Keshari Neupane
Chairman


Ajay Singh Karki
General Secretary

CA Anil Joshi
Partner
Kuber & Co.,
Chartered Accountants

Krishneswori Hada
Treasurer

Deep Srivastav
Finance Controller

Bipin Acharya
Executive Director



Date: 23 Dec 2020
Place: Kathmandu

Underprivileged Children's Education Program (UCEP)

Sanothimi, Bhaktapur, Nepal

Notes to the Financial Statements

Reporting Period: 01.04.2076 to 31.03.2077 (17 July 2019 to 15 July 2020)

1. GENERAL INFORMATION

Underprivileged Children's Education Program (UCEP) - Nepal is a child rights non-governmental organization established in 1978 A.D by Dr. Lindsay Alan Cheyne, a New Zealander, to enhance the living condition of underprivileged, disadvantage and working children by providing them opportunities for education and job oriented technical and vocational training. UCEP- Nepal was established as an extension of UCEP- Bangladesh that was established in Dhaka Bangladesh.

UCEP Nepal is dedicated to the protection and promotion of the rights of the children. It is situated at Sanothimi, Bhaktapur where its technical school with state of-the art workshops and other facilities are spread over more than sixty (60) ropanies land. It has the largest physical facility/ infrastructure of any NGO in the country.

UCEP-Nepal is registered with Nepal Government District Administration Office, Bhaktapur, (Registered No. 1374), under the Institution Registration Act, 2034 and is affiliated with Social Welfare Council. It has obtained tax exempt certificate from Inland Revenue Office.

2. SIGNIFICANT ACCOUNTING POLICIES

a. Basic of preparation

The Financial Statement of the entity has been prepared in accordance with General Acceptable Accounting Principal. The Financial Statement has been prepared on an accrual basis and under the historical cost conventions.

b. Fixed assets & Depreciation

Fixed Assets costing above NPR. 10,000 or having useful life more than one period are capitalization and included at cost, including any incidental expenses of acquisition. Fixed Assets purchased from grants are recognized in the balance sheet through corresponding credit to Capital Assets Fund Account. Fixed Assets are depreciated on Reducing Balance Method (WDV method) at the following rates determined by the management excluding the purchase month.

| <u>Assets</u> | <u>Rate of Depreciation</u> |
|--------------------------------|-----------------------------|
| Building | 5.00% |
| Furniture and office Equipment | 25.00% |
| Transportation Vehicles | 20.00% |
| Machinery & Equipment | 25.00% |

Fixed Assets related to Bal Sudhar Griha has been shown as Loaned Assets as they are returnable to Government of Nepal upon completion of the project.



Underprivileged Children's Education Program (UCEP)

Sanothimi, Bhaktapur, Nepal

Notes to the Financial Statements

Reporting Period: 01.04.2076 to 31.03.2077 (17 July 2019 to 15 July 2020)

c. Inventories

The recognition of Inventories has not been adopted in the financial statements. All expenses incurred for acquisition of materials & Items are directly charged as expenses in the year of such acquisition.

d. Cash and Cash Equivalents

Cash and Cash equivalents include cash-in-hand, bank balances with financial institutions.

3. EXPLANATORY NOTES

a. Fund Accounting

All funds raised by UCEP Nepal are used in the furtherance of its objects. There are mainly three types of funds as follows:

Restricted Funds are raised on the basis of an agreement or understanding with the donors that their use will be restricted to certain specified projects, activities or areas of operation. These restricted fund are accounted for separately.

Unrestricted Funds are spent at the discretion of UCEP Nepal Board for use on any of its general purpose. With the consent of the relevant donors, any funds balances which are not to be returned to the donors are treated as unrestricted fund.

Capital Assets Funds represents the net book value of the fixed assets in UCEP Nepal purchased from the grants.


Other Funds represents funds created for specific purpose.

b. Incoming Resources

Funds received during the year are accounted for on cash basis

c. Resources Expended

All expenses are accounted for on cash basis of accounting. Costs reported under each heading in the funds accountability statement (FAS) reflect the allocation of activities directly attributable to that heading and in apportionment of support costs. Support costs include expenditure on general management, payroll administration, Budgeting and accounting information technology, property management, communication, human resources and financing. Cost are allocated across the categories of the costs of generating funds and charitable expenditures



Underprivileged Children's Education Program (UCEP)
Sanothimi, Bhaktapur, Nepal

Notes to the Financial Statements

Reporting Period: 01.04.2076 to 31.03.2077 (17 July 2019 to 15 July 2020)

d. Rearrangement of figures

Previous year's figures have been rearranged wherever necessary to reflect the better presentation.

As per our report of
even date



Upendra Keshari Neupane
Chairman





Ajay Singh Karki
General Secretary


CA. Anil Joshi
Partner
Kuber & Co.,
Chartered Accountants




Krishneswori Hada
Treasurer


Anuj Srivastav
Finance Controller


Bipin Acharya
Executive Director

Date: 23 Dec 2020
Place: Kathmandu